

COMMUNITY ART CLASSES

ADULT & YOUTH CATALOG • SPRING 2024

PRINTMAKING • PAINTING • DRAWING • CERAMICS • PHOTOGRAPHY • SCULPTURE • METALS • FIBERS



TABLE OF CONTENTS | SPRING 2024

Young Artist Programs	3
Youth & Teen Art Studios	4
Saturday Morning Discovery	5
Summer Art Studios	6
Adult Community Classes	7
Schedule at a Glance	8
Book Arts, Papermaking, Printmaking & Mixed Media	9
Ceramics	11
Professionalism & Design	13
Drawing & Painting	14
Fibers & Weaving	18
Jewelry & Metals	20
Photography & Digital Media	22
Woodworking, Sculpture & Other Media	24
Adult Community Art Instructor Bios	26
Youth Community Art Instructor Bios	30
Registration Guidelines & Policies	31



ONLINE REGISTRATION DATES

Friends of Southwest:


Nov. 28, 2023 @ 9:00am

Open Registration:

Dec. 5, 2023 @ 9:00am

WANT PRIORITY REGISTRATION?

Become a ***Friend of Southwest*** to receive early enrollment and course discounts!



**REGISTER AT
UTSA.EDU/PACE**



YOUNG ARTIST PROGRAMS | SPRING 2024



Perhaps now more than ever—as the world is more interconnected, and the workplace more oriented around technology and creativity—arts education is key to ensuring students success in school, work, and life. Young Artist Programs offers multiple avenues for access to the visual arts for youth across San Antonio. Explore a wide range of Young Artist Programs to kindle, nurture and celebrate the creative ability. Classes are available throughout the year, providing age-appropriate learning for students in grades K-12.

Please review registration policies and guidelines listed on [page 31](#) or online at utsa.edu/communityart prior to registering. If you are not able to register online, please email: CommunityArt@utsa.edu with your name and phone number and someone will contact you for registration assistance or call **210-200-8200**

Tuition-Based Art Studios



Youth Art Studios are a wonderful opportunity for young artists to get direct instruction from one of our artist-instructors. These tuition-based classes are offered in a variety of media for ages 6 – 18 and vary in length from 4 – 8 sessions. Tuition includes all materials. Homeschool classes are also available.

Students work on projects throughout the week as they delve into art topics, explore different media, and new ways of making. Classes take place on UTSA's SW-Campus at 300 Augusta Street; instructors meet students outside the Urschel Building before leading them to their class location.

Class enrollment is limited to 10 to 15 students per class guaranteeing one-on-one instruction and allowing the artist-instructor to get to know students and their work. Some course tuition has been increased to reflect the cost of supplies which are provided to the student for the duration of the course. Students will not need to purchase any materials for any courses offered.



Ages 11–14

**7311 | Digital Studio:
Character Design****Braulio Gutierrez Gonzalez**

Students will create vector renderings with professional grade software in this course, paying attention to the use of line and how it can create visual interest for illustrators. Vector art is great for students interested in comics, cartooning, posters, stickers, t-shirts and more.

Sat, Feb 17 – Mar 9 | 1:00pm – 4:00pm**Tuition: \$175 (Members: \$160) | 4 Session****7209 | Sculpture Studio: Mosaics****Donna Knickerbocker**

Delve into the art of mosaic making in this course and learn the ancient art of how to use tiles. Students will create their own individual mosaic and participate in creating a larger, group mosaic. Students will leave class with their own individual mosaic at the end of the course.

Sat, Mar 16 – Apr 6 | 1:00pm – 4:00pm**Tuition: \$180 (Members: \$165) | 4 Session**

Ages 14–18

**7426 | Painting Studio:
Watercolor Techniques****Scott Cooper**

This course will introduce students to watercolor painting and cover topics such as color theory, color blending, and professional watercolor techniques. Students will create multiple pieces in this throughout this course.

Sat, May 4 – 25 | 1:00pm – 4:00pm**Tuition: \$180 (Members: \$165) | 4 sessions**

Saturday Morning Discovery (SMD) is a free, introductory art experience designed for children ages 5 – 17 and their parent or guardian. This program provides family fun and collaborative learning by awakening a passion for art. During this exploratory learning participants have a hands-on opportunity to work one-on-one with artist-teachers in a wide variety of media, including pin hole photography, clay, drawing, painting, origami, weaving, printmaking, sessional crafts, and more.

Families can sign up for one session per year. Parents or guardians work along side their child during the activities and must remain with their child/children at all times. The program is FREE, but **advance registration is required** for all participants. Classes take place on the UTSA Southwest Campus at 300 Augusta St.

SPRING SMD REGISTRATION OPENS: Tuesday, December 12 at 9:00am



Spring Sessions run January through May on Saturdays from 9:30am – 11:30am. There are no sessions offered in the month of April due to Fiesta. Each sessions meets over four consecutive Saturdays.

The program is **free**, but **advance registration is required** for each participant, including parents and guardians.

Session Dates:



SP1: Sat, Jan 6 – 27 | 9:30 – 11:30am

SP2: Sat, Feb 3 – 24 | 9:30 – 11:30am

SP3: Sat, Mar 2 – 23 | 9:30 – 11:30am

SP4: Sat, May 4 – 25 | 9:30 – 11:30am





Youth Summer Art Studios

Registration for Summer Art Studios opens for Friends of UTSA **Tuesday, March 21, 2024**, and Open Registration begins **Tuesday, March 28, 2024**. *Community Art Memberships CAM-Family* will allow patrons to access early registration and tuition discounts!

Summer Art Studios will run from **June 3rd – August 2nd** with no classes offered the week of July 4th.

Classes offered will be for youth **ages 7-18**.



Summer Art Studio Scholarships

A limited number of scholarships for Summer Art Studios are offered annually to students who show artistic promise and are awarded on a need-based basis. This award offers students the opportunity to attend any two classes offered during the operation of the camp. These classes can be taken on the same week or distributed throughout the summer for classes held M – F from either 9am – 12pm or 1pm – 4pm. The scholarship also covers both early drop off and extended care. Students awarded this scholarship must coordinate their own transportation and meals during the program. The link to the scholarship application will be under Summer Art Studios on the PaCE website.





**REGISTER AT
UTSA.EDU/PACE**

ADULT COMMUNITY CLASSES | SPRING 2024

For over 50 years, artists of all ages and from all around the greater San Antonio area have relied on Southwest School of Art, now UTSA Southwest, for quality art education. Our community classes provide a great learning environment for anyone who has a desire to make art and values individualized attention! The beautiful, historic campus is home to state-of-the-art facilities, highly skilled instructors, top quality equipment and a welcoming community of people who believe in the crucial role that visual arts plays in our society.

Our community arts program includes Fall, Spring and Summer sessions for adults ages 18 and older. The classes are also open to high school students, with written permission of the Department Chair.

Please review registration policies and guidelines listed on [page 31](#) or online at utsa.edu/communityart prior to registering.

If you are not able to register online, please email: CommunityArt@utsa.edu with your name and phone number and someone will contact you for registration assistance or call 210.200.8200.

SCHEDULE AT A GLANCE | SPRING 2024

DAYTIME

EVENING

MON

- Basic Drawing
- On-Loom Weaving Studio
- Intro to Photography

TUES

- Soda Firing at Cone 6
- Metals Skills.1
- Enameling Basics

WEDS

- Raku & Other Alternative Firing Techniques
- Learning to See Creatively
- Cartooning, Comics, Caricature, & Anime
- Contemporary Watercolor
- On-Loom Weaving Studio
- Black & White Darkroom Photography

THURS

- Mixed Media Sculpture
- Soldering Skills 101

FRI

- Intro to Throwing
- Value Studies in Drawing
- Acrylic Painting
- Wearable Art: Clay & Copper

SAT/SUN

- Throwing Skills
- Acrylic Painting
- Basic Drawing
- Watercolor Painting

- Intro to Handbuilding
- Intro to Throwing
- Basic Design
- Oil Painting
- Metals Skills.1
- Intro to Photography
- Basic Drawing

- Throwing Skills
- Drawing Beyond the Basics
- Cartooning, Comics, Caricature, & Anime
- Abstract Painting
- Intro to Weaving
- On-Loom Weaving
- Advanced Metals Studio
- Digital Painting & Composition with Photoshop
- Introduction to Welding

- Printmaking
- Letterpress Skills
- Intro to Throwing
- Watercolor Painting
- Intro to Weaving
- Lost Wax Casting
- Black & White Darkroom
- Exploring Adobe's Creative Suite

- Functional & Sculptural Handbuilding
- Figure Studies
- Acrylic Painting
- On-Loom Weaving Studio
- BronzClay
- Adobe Lightroom
- Mosaic Art

- Intro to Throwing
- Basic Drawing

**weekend classes are all daytime*

WEEKEND WORKSHOPS

- Traditional Japanese Book Binding
- Japanese Wraparound Book-Case
- Introduction to Papermaking
- Handmade Paper Lampshades
- Introduction to Drawing
- Pastel Painting
- Contemporary Watercolor Workshop
- Dye with Indigo
- Tablet to Art Quilt
- Scroll & Surface: Exploring Paper, Fiber, & Wax
- SAORI Weaving
- Introduction to Jewelry-Making
- Furniture Making: Small Table
- Stained Glass



4001 | Introduction to Papermaking

Lacey Mills | *All Levels*

Get your feet wet in this introductory class and explore what handmade paper is all about. Students will have the opportunity to learn about the papermaking process from breaking down fibers to creating paper pulp, adding color to the paper pulp, and using stencils and vails to create paper samples to take home.

NOTE: *Papermaking is a wet process; please dress accordingly, closed-toed & non-slip shoes should be worn. Water-proof aprons are available. Includes materials; please bring a bag lunch.*

Sat & Sun, Feb 24 & 25 | 10:00am – 4:00pm

Picante Paper Studio, Room 220A | Santikos Building

Tuition: \$185 (Members: \$170) | 2 sessions

4027 | Handmade Paper Lampshades

Jo Etta Jupe | *All Levels*

This course will teach students how to take paper pulp and form a sheet of paper, including how to embed a watermark to vary the papers' translucency and adding color and pattern to the paper using pigmented paper pulp and collage elements. Students will then be instructed how use their handmade paper to cover a lamp shade frame to create a uniquely one-of-a-kind paper shade.

Includes materials; however, see website for a list of options supplies.

Sat, Feb 3 | 10:00am – 4:00pm

Picante Paper Studio, Room 220A | Santikos Building

Tuition: \$165 (Friends: \$150) | 1 session



4107 | Traditional Japanese Book Binding: Yotsume Toji

Lindsay Nakashima | *All Levels*

Learn to stitch a four-hole stab binding, yotsume toji, along with other binding variations (tortoise shell, hemp leaf and kangzi) using traditional Japanese tools and Japanese paper. Discussion about the history of papermaking in Japan including the hand printed papers of Chiyogami and Katazomi-shi. Students will experience first-hand the traditional way to back paper or cloth for the cover, learn traditional folding techniques for the inner binding threads or kayori, and how to fold the pouch-like pages with a bamboo folder.

Sat, Mar 2 | 10:00am – 4:00pm

Droste Studio, Room 240 | Santikos Building

Tuition: \$165 (Members: \$150) | 1 Session

4106 | Japanese Wraparound Book-Case

Lindsay Nakashima | *All Levels*

The course will cover traditional Japanese box making techniques and will use these methods and tools to make a wrap case—a decorative hard cover to hold and protect a favorite book. *All materials including paper and tools are provided, however students should bring a small book, small sketchbook, or moleskin that they wish to create a case for and their own tools if preferred.*

Sun, Mar 3 | 10:00am – 4:00pm

Droste Studio, Room 240 | Santikos Building

Tuition: \$165 (Members: \$150) | 1 session





6111 | Printmaking

Lacey Mills | *All Levels*

Explore non-toxic printmaking methods with focus on areas of greatest individual interest. Class instruction will include producing the plate or matrix, printing, and editioning. Beginning level students will try various types of printmaking—relief, monotype, collagraph, and etching. Intermediate-level students will have the opportunity to explore more advanced projects in etching, relief, and collagraph. *A materials list will be provided at the first class.*

Wed, Jan 17 – Mar 20 | 6:00 – 9:00pm

Flohr Print Studio, Room 230 | Santikos Building

Tuition: \$330 (Members: \$315) | 10 sessions

Studio Note: Students who are currently registered for an on-campus book art, papermaking, printmaking, or mixed-media class will be allowed open studio access. Open studio times will be discussed in class and students will need to sign up in advance.

6308 | Letterpress Skills

Michael Simons | *All Levels*

Letterpress printing is a great method for creating artwork editions that incorporate text as well as images using the studio's collection of vintage wood and metal type or newly made polymer plates. Letterpress can be used for creating posters, art prints, handbills, book pages, or personalized cards. Learn basic techniques for letterpress printing with hands-on instructions on layout design and typesetting, inking and impression, as well as setting up and cleaning the press. Students are encouraged to bring ideas for their own projects. This course requires some preparation outside of class during open studio hours to complete projects. *Supplies and tools needed for individual projects will be discussed in class.*

Wed, Jan 17 – Mar 27 (No class Mar 13) | 6:00 – 9:00pm

Book Arts Studio, Room 220 | Santikos Building

Tuition: \$330 (Members: \$315) | 10 sessions



1012 | Introduction to Handbuilding

Lisa Nigro | *Beginner*

Fundamental handbuilding skills and techniques will be covered including pinch pots, coil building, and slab construction with a focus on fun, artful, and utilitarian forms as well as surface techniques to add decorative elements to make the work truly one-of-a-kind. The class will learn how to work with mid-range clay and glazes for the purpose of handbuilding. *Class tuition includes one 25lb bag of clay per student; see [*CERAMICS NOTE](#).*

Mon, Jan 22 – Mar 25 | 6:00 – 9:00pm

Handbuilding Studio, Room 100 | McAllister Building

Tuition: \$355 (Members: \$340) | 10 sessions

1011 | Introduction to Throwing

Michael Foerster, Maria Gould, & Lyn Wood | *Beginner*

This class will focus on the basic skills of wheel throwing—centering, opening, and pulling clay into shape—followed by learning to form bowls, cylinders, and cups. Students will also learn to evaluate form and how form serves a vessel's function. **NOTE:** Students should have good hand strength and coordination and be able to lift 25lbs. *Class tuition includes one 25lb bag of clay per student; see [*CERAMICS NOTE](#).*

SP1: Foerster Fri, Jan 19 – Mar 22 | 9:30am – 12:30pm

SP2: Gould Fri, Jan 19 – Mar 22 | 6:00 – 9:00pm

SP3: Woods Mon, Jan 22 – Mar 25 | 6:00 – 9:00pm

SP4: Woods Wed, Jan 24 – Mar 27 | 6:00 – 9:00pm

Wheelthrowing Studio, Room 110 | McAllister Building

Tuition: \$355 (Friends: \$340) | 10 sessions

See **Ceramics Note** on page 12.

1030 | Throwing Skills

Ed Escobedo & Heather Hamilton | *Intermediate*

Expand and refine your throwing skills through the forming of bowls, cups, lids, pitchers, and the assemblage of two-part forms. Presentations and discussions will cover how to integrate form with function. This class will use high-fire Balcones clay and gas-fired reduction glazes. **Prerequisite:** *Students should have completed at least two introductory to wheelthrowing courses. Class tuition includes one 25lb bag of clay per student; see [*CERAMICS NOTE](#).*

SP1: Escobedo Sat, Jan 20 – Mar 23 | 10:00am – 1:00pm

SP2: Hamilton Tue, Jan 23 – Mar 26 | 6:00 – 9:00pm

Wheelthrowing Studio, Room 110 | McAllister Building

Tuition: \$360 (Members: \$345) | 10 sessions

Also see **3225 | Wearable Art: Clay & Copper** listed on page 21.

1040 | Raku and Other Alternative Firing Techniques

Lyn Woods | *Intermediate/Advanced*

Open to individuals who throw and/or hand-build, this class will focus on three methods of low temperature alternative firing—American raku, horsehair resist with high contrast, and vapor fuming in a barrel kiln. Burnishing, the making and use of terra sigillata, using oxides and chlorides as colorants, and copper wire for mark making will be covered with a focus on understanding appropriate forms for the different firing techniques and some of the various types of resists. **Prerequisite:** *Students must have had at least one throwing or handbuilding class and must be physically able to pull their own work from the kiln using raku tongs.*

Wed, Jan 24 – Mar 27 | 10:00am – 1:00pm

Wheelthrowing Studio, Room 110 | McAllister Building

Tuition: \$360 (Members: \$345) | 10 sessions

1067 | Soda Firing at Cone 6**Miguel Abugattas** | *Intermediate/Advanced*

In this class, students will experiment with an alternative firing process using soda ash at mid-range temperatures. Like the age-old German technique of salt firing, this class will instead use soda ash mixed with sawdust or a soda solution spray introduced during firing that achieves a subtle glaze on the bare clay surface. As a class, we will experiment with clay slips that flash from white to orange and clay bodies that flash when fired in this kiln. Come ready for experimentation and embrace the happy accident! **Prerequisite:** *Students must have a minimum of two previous clay classes.* **NOTE:** *Students must be able to lift 25lbs and help assist in kiln loading and unloading. This class includes one Sunday on April 8 to unload the final kiln firing. See [*CERAMICS NOTE](#).*

Tue, Jan 23 – Mar 26 | 9:30am – 12:30pm

Wheelthrowing Studio, Room 110 | McAllister Building

Tuition: \$360 (Members \$345) | 10 sessions

1062 | Mixed Media Sculpture**Andy Bally** | *Intermediate/Advanced*

In this class, students will create ceramic sculptural work that will incorporate the use of other non-ceramic materials and media, to enhance the content and visual aesthetics of their work. During class students will be working on clay components, exploring alternate materials, (glass, wood, fiber, metal, etc.) and then developing ways to incorporate them into a mixed media sculpture. Students will be asked to prepare a written proposal or provide sketches for the creation of their project. Work will be low-fired and glazed or cold finished to achieve brighter colors and alternate surfaces. Students may need to purchase their own underglazes, glazes, or alternative finish materials. **Prerequisite:** *Students must have had a minimum experience of one introductory and one intermediate hand building course. Class tuition includes one 25lb bag of clay per student; see [*CERAMICS NOTE](#).*

Thu, Jan 25 – Mar 28 | 9:30am – 12:30pm

Handbuilding Studio, Room 100 | McAllister Building

Tuition \$360 (Members: \$345) | 10 sessions

**1080 | Independent Study:
Functional & Sculptural Handbuilding****Andrew Stansbury** | *Intermediate/Advanced*

Independent Study is designed for students who are self-motivated, technically capable of firing kilns, willing to push their creative abilities, and wish to create a body of work during the term. This class will focus on functional and sculptural handbuilding approaches using Cinco Rojo clay and mid-range oxidation firings. Students should come prepared with a written proposal of the goals or projects they plan to accomplish during the term. The instructor reserves the right to reject proposals that are outside the limitation of the class time and studio.

Prerequisite: *Students must have a minimum of two prior clay classes. Class tuition includes one 25lb bag of clay per student; see [*CERAMICS NOTE](#).*

Thu, Jan 18 – Mar 28 (No class Mar 14) | 6:00 – 9:00pm

Handbuilding Studio, Room 100 | McAllister Building

Tuition: \$360 (Members \$345) | 10 sessions

***CERAMICS NOTE:** Tuition includes one 25lb bag of clay for each student registered. Students should be able to lift 25lbs of clay. Tuition also covers use of shop tools and shop glazes, and some underglazes as well as kiln firings; however, students should anticipate fees for purchasing additional clay, specialty underglazes, and tools unless otherwise noted. Additional 25lb bags of clay and introductory tool kits are \$25 each and must be purchased online; show your receipt to the instructor to receive your purchase. Or clay and tools can be purchased locally at retail stores.

Open Studio Hours: Enrolled ceramic students will be allowed limited open studio access—1 hour prior to the start of their class and 1 hour immediately following the end of their class. Additional limited open studio hours will be posted at the beginning of the session; times will be discussed in each class and posted on studio doors. Open studio time is intended for practicing techniques and projects covered in class; no outside work is allowed. Students are expected to observe open studio hours and follow guidelines for clean-up when working in the studio.



5011 | Learning to See Creatively

Nancy Cavender-Garcia | *All Levels*

Student-artists of all media are welcome since this class is about the creative process of art making, not the medium with which you choose to create. Perception and creativity are the cornerstones of an artistic style. It is the interpretation and visualization of the subject that moves artwork from ordinary to extraordinary. Focus on refining your artistic vision to create unique artwork that communicates to others with emotional resonance. Aspects of visual design will be examined, as will how the creative experience works for each student-artist individually. Through assignments, exercises, and concrete constructive critiques, you will sharpen your personal artistic vision.

Wed, Jan 31 – Apr 3 | 1:00 – 3:30pm

Gen Ed Classroom, Room 250 | Santikos Building

Tuition: \$255 (Members: \$240) | 10 sessions

8007 | Basic Design

Sabra Booth | *All Levels*

Two-dimensional design is an essential foundation for all studio art courses. This basic design course introduces the elements and principles of two-dimensional art and explores how they are applied in creative works. Emphasis is on developing strong design concepts, compositions, and color while experimenting with a variety of materials. *No drawing or painting experience is required. Bring an 11 by 14-inch drawing pad, a selection of pencils, and an eraser. Additional materials will be discussed at the first class.*

Mon, Feb 26 – Apr 8 (No class Mar 11) | 6:30 – 9:00pm

Droste Studio, Room 240 | Santikos Building

Tuition: \$180 (Members: \$165) | 6 sessions



8000 | Introduction to Drawing

Rebecca Burritt | *Beginner*

Have you always wanted to draw? Get a step-by-step, hands-on guided tour of line drawing with charcoal and pencil—all supplies provided! Grasp an understanding of observational drawing, translating what the eye sees on to the page, as well as the design and composition principles that lie beneath all art: line, color, texture, and values. Let this non-judgmental introductory class be the stepping-stone to future art classes. *Includes materials; please bring a bag lunch.*

Sat, Jan 20 | 10:00am – 4:00pm

Drawing Studio, Room 280 | Santikos Building

Tuition: \$130 (Friends: \$115) | 1 session

8001 | Basic Drawing

Greg Johnson, Juan Ramos, & Norman Engel | *Beginner*

Drawing is a learned skill based on hand-eye coordination. Through free-hand drawing, you will develop skills to render three-dimensional objects—using drawing principles of line, shape, value, texture, perspective, and composition. *Bring an 18 by 24-inch drawing pad, a selection of graphite pencils, and an eraser; additional materials will be discussed at the first class.*

SP1: Johnson Mon, Jan 22 – Mar 11 | 9:30am – 12:00pm

SP2: Johnson Mon, Jan 22 – Mar 11 | 6:30 – 9:00pm

SP3: Ramos Fri, Jan 26 – Mar 15 | 6:00 – 8:30pm

SP4: Engel Sat, Jan 27 – Mar 16 | 10:00am – 12:30pm

Drawing Studio, Room 280 | Santikos Building

Tuition: \$240 (Friends: \$225) | 8 sessions

8102 | Drawing Beyond the BasicsGreg Johnson | *Beginning/Intermediate*

This multi-level class is for beginners with some drawing background or for experienced student-artists who would like to refresh their drawing skills or learn about different drawing styles and materials. Students will move beyond using drawing merely to render objects accurately and will come to view drawing as a challenging vehicle for expression of both form and narrative. *Bring a sketchbook or drawing pad (size 11 by 14 or 18 by 24-inches) and a selection of pencils and an eraser; additional materials will be discussed at the first class. Prerequisite:* Basic Drawing or equivalent experience.

Tue, Jan 23 – Mar 19 | 6:30 – 9:00pm

Drawing Studio, Room 280 | Santikos Building

Tuition: \$255 (Friends: \$240) | 9 sessions

8125 | Figure StudiesRebecca Burritt | *Intermediate*

This drawing course offers a combination of traditional and alternative approaches to the body in art. Students will explore how to draw the gesture clearly and breaking down forms that make up the human body into basic volumes and will explore various interpretations of the human form, from representation to abstraction. To develop their personal style, students will work from live models and personal images, using a variety of drawing materials. Bring an 18 by 24-inch newsprint pad, a selection of pencils and an eraser to the first class; additional materials will be discussed at that time. Model fees are included. *Prerequisite:* Previous drawing experience.

Thu, Feb 1 – Mar 28 (No class Mar 14) | 6:00 – 9:00pm

Drawing Studio, Room 280 | Santikos Building

Tuition: \$285 (Friends: \$270) | 8 sessions

NEW 8058 | Value Studies in DrawingRebecca Burritt | *Intermediate*

Value studies can be an essential tool for both the drawer and the painter, from interpreting 3-D forms in a 2-D medium as well as using value studies to plan compositions layout. Using charcoal and similar drawing materials, learn to understand how light and shadow work across different forms. By understanding the use of value, you can learn to add dimension and depth to your work and render with realism. Different drawing subjects will be covered from still-life, cast, and live figure drawing. *Model fees are included; see website for a list of supplies. Prerequisite:* Previous drawing or painting experience.

Fri, Feb 2 – Mar 29 (No class Mar 15) | 10:00am – 12:30pm

Drawing Studio, Room 280 | Santikos Building

Tuition: \$265 (Friends: \$250) | 8 sessions

8080 | Cartooning, Comics, Caricature, & AnimeMike Fisher | *All Levels*

Cartooning, or visual storytelling, is more than just an enjoyable indulgence of the imagination; it speaks to interests such as editorial illustration, children's book illustration, comic strips, comic books, and storyboarding. Its various forms combine caricature, figure drawing, and illustration through the medium of ink and watercolor on paper. Instruction will focus on character development, illusions of movement, sequential staging, setting management, inking, and coloring—all aimed toward the refinement of narratives and ideas. *Bring a 9 by 12-inch sketchbook and a sharpened pencil to the first class.*

SP1: Tue, Jan 30 – Mar 19 | 6:30 – 9:00pm**SP2:** Wed, Jan 31 – Mar 20 | 10:00am – 12:30pm

Gen Ed Classroom, Room 250 | Santikos Building

Tuition: \$240 (Friends: \$225) | 8 sessions

Also see **2255 | Scroll & Surface: Exploring Paper, Fiber, & Wax** listed on page 19.



8014 | Pastel Painting

Rainey | *All Levels*

This class offers a non-traditional, fresh approach to an old traditional medium. Learn how to create vivid pastel paintings by exploring basic techniques and a variety of underpainting formulas. Students will learn the versatility of using soft pastels by pushing the medium using various art mediums, tools, and supports. **Prerequisite:** *Some drawing experience is helpful. Includes some materials; see website for a materials list.*

Sat & Sun, Mar 16 & 17 | 10:00am – 1:00pm
Droste Studio, Room 240 | Santikos Building
Tuition: \$155 (Members: \$140) | 2 sessions

8309 | Oil Painting

Benjamin McVey | *Beginner*

Designed for beginners or for those that have minimal painting experience. Oil paints—known for their flexibility, slower drying and working time, opacity, and depth of color—offer the painter a variety of application methods from thin glazes to thick impasto painting. Students will learn the basics while exploring a variety of techniques (glazing, layering, alla prima, and more) and foundations. *Prior drawing and painting experience helpful but not required. A supply list will be handed out and discussed at the first class; students are welcome to bring any oil painting supplies they have on hand (paints, brushes, etc.) to review with the instructor.*

Mon, Jan 22 – Apr 1 (No class Mar 11) | 6:00 – 9:00pm
Duncan Studio, Room 210 | Santikos Building
Tuition: \$275 (Friends: \$260) | 10 sessions

8310 | Acrylic Painting

Norman Engel & Juan Ramos | *All Levels*

Painting is an ideal class for the beginning student who wants a structured approach to painting with acrylic paints. The all-levels class will cover color mixing, paint application, selection and use of brushes, and other painting tools, as well as painting composition for the beginning student. Students with prior experience can work independently with guidance from the instructor. A limited color palette is encouraged to learn how to mix a variety of colors. *See website for materials list. There are no prerequisites; however, Basic Drawing is recommended.*

SP1: Engel Thu, Jan 25 – Mar 21 | 6:30 – 9:00pm

SP2: Engel Fri, Jan 26 – Mar 22 | 10:00am – 12:30pm

SP3: Ramos Sat, Jan 27 – Mar 23 | 10:00am – 12:30pm

Duncan Studio, Room 210 | Santikos Building

Tuition: \$260 (Friends: \$245) | 9 sessions

8362 | Abstract Painting

Norman Engel | *Intermediate/Advanced*

This course is geared to empower artists with the many possible creative approaches used in abstract expression from narrative, figurative or landscape. Working with acrylic medium on paper or canvas, as well as mixed media applications, the course will concentrate on color relationships and gradations to provide a foundation for abstract exploration. In addition, compositional resources will be explored through geometric design, texture, pattern, and line. *Please see website for a list of materials.*

Tue, Jan 23 – Mar 19 | 9:30am – 12:00pm

Duncan Studio, Room 210 | Santikos Building

Tuition: \$260 (Friends: \$245) | 9 sessions



8319 | Contemporary Watercolor

Katie Pace Halleran | All Levels

In this non-traditional contemporary approach to watercolor painting. Through self-guided study, students will create work that reflects feelings, experiences, and heavily abstracted symbols drawn from their own personal lives. Traditional and non-traditional watercolor techniques will be covered and use of other materials with an emphasis on compositions, color theory, and supportive creative exploration. Students should be comfortable with the unique nature of watercolor and be willing to let that guide them through visual experiences of self-discovery and self-expression. Jungian concepts regarding symbolism and creativity will be introduced. *Some watercolor or visual experience is preferred, but not required. Please see website for materials list.*

Wed, Jan 24 – Mar 27 (No class Mar 13) | 9:30am – 12:30pm

Drawing Studio, Room 280 | Santikos Building

Tuition: \$275 (Members: \$260) | 9 sessions

8320 | Watercolor Painting

David Camacho & Scott Cooper | All Levels

This class is for both the first-time painters, as well as the student who would like to learn more about the various approaches to painting in this very direct water-based medium. Demonstrations will be given on how to paint wet-on-wet washes, dry-on-wet washes, and with a dry brush. Color theory as it relates to watercolor will be discussed. Intermediate level students, while developing an independent vision, will learn ways to improve their painting skills through advanced demonstration, practice, and critique. *See website for materials list.*

SP1: Camacho Wed, Jan 24 – Mar 20 | 6:00 – 8:30pm

SP2: Cooper Sat, Jan 27 – Mar 23 | 1:00 – 3:30pm

Drawing Studio, Room 280 | Santikos Building

Tuition: \$260 (Friends: \$245) | 9 sessions

NEW 8350 | Contemporary Watercolor Workshop

Katie Pace Halleran | All Levels

In this weekend intensive, students will approach watercolor through a non-traditional, contemporary lens. A willingness to bring the personal into one's work is important, and students will be asked to create work that explores abstracted symbols and concepts drawn from their own personal lives or dreams. Traditional and non-traditional watercolor techniques will be taught. Jungian concepts regarding archetypal symbolism and the role of the subconscious within the creative act will be explored. *Some watercolor or visual experience is preferred, but not required. Please see website for materials list.*

Sat & Sun, Feb 24 & 25 | 9:30am – 3:30pm

Droste Studio, Room 240 | Santikos Building

Tuition: \$165 (Members: \$150) | 2 sessions

NEW 2888 | SAORI WeavingKathy Utts | *All Levels*

SAORI-style weaving has recently taken hold in North America, attracting both novice weavers and experienced traditional weavers due to its “free-style” approach; begin or expand your weaving journey using this user-friendly methodology that emphasizes an individual’s creative expression. The workshop will introduce you to the history behind SAORI and Japanese founder Misao Jo, and the philosophy behind the forgiving, “no-mistakes” nature of SAORI weaving as you experiment with techniques, texture, and color. Explore some traditional weaving techniques and those that are particular to SAORI with a focus on creative use of color and textures. *All materials will be provided, including a pre-warped floor loom will be provided for use during class, or you may bring your own pre-warped loom (see website materials list) as well as a large assortment of yarn, ribbon, fabric strips, hand dyed roving and other treasures will be available to use; please bring lunch.*

Sat & Sun, Apr 6 & 7 | 10:00am – 4:00pm

Russell Hill Rogers Lecture Hall, Rm. 150 | Santikos Building

Tuition: \$215 (Friends: \$200) | 2 session

**2002 | On-Loom Weaving Studio Projects**Casey Galloway | *Intermediate/Advanced*

This program is designed for intermediate and advanced student-artists who wish to pursue their own direction in weaving. Acquiring new structural and manual skills and exploring new materials will be emphasized. Individual planning sessions along with some group instruction will allow students to proceed at their own pace. Each weaver will have exclusive use of one of the Fibers Department’s large collection of floor looms and use of the dye lab. Prior to registering: **NOTE:** Students must contact the Fibers Department, casey.galloway@utsa.edu, by Nov 28; and if approved, students will be contacted by e-mail and must **register by Jan 5**. The instructor reserves the right to restrict enrollment. **Prerequisite:** Introduction to Weaving or equivalent experience.

SP1: Mon, Jan 22 – Mar 25 | 10:00am – 1:00pm**SP2:** Tue, Jan 23 – Mar 26 | 6:00 – 9:00pm**SP3:** Wed, Jan 24 – Mar 27 | 10:00am – 1:00pm**SP4:** Thu, Jan 25 – Mar 28 | 6:00 – 9:00pm

Dining Hall, Room 100 | Urschel Building

Tuition: \$320 (Friends: \$305) | 10 sessions


2177 | Dye with IndigoJean Dahlgren | *All Levels*

Indigo is considered “The Blue Gold” of natural dyes. Fermented indigo has been used as a dye for thousands of years. In this workshop, we will create an indigo vat using pre-reduced indigo, a much less time intensive indigo dye process. We will fold, twist, roll, gather, tie, scrunch or bind the fabric. The fabric will be immersed in the indigo vat, once removed the fabric turns from green to blue. Unbinding the fabrics will reveal truly unique patterns and compositions. *See the website for a list of items to bring to class; please bring lunch.*

Sat, Mar 23 | 10:00am – 4:00pm

Droste Studio, Room 240 | Santikos Building

Tuition: \$145 (Friends: \$130) | 1 session



NEW 2255 | Scroll & Surface: Exploring Paper, Fiber, & Wax

Lyn Belisle | *All Levels*

With an emphasis on mixed-media, this workshop is designed to address the interests of artists working in fiber as collage on paper. Explore creating two-layered fiber and paper scrolls (a personal work that can be rolled up for portability and preservation) and gain insights into the versatility of working with paper in combination with fiber through altering, layering, and manipulating the material. The workshop will delve into surface design concepts with emphasis on composition—teaching participants how to enhance the visual appeal of their artworks through creative surface treatments, such as use of image transfer, stitching, collage, encaustic, and other techniques for personal mark-making resulting in innovative and textured compositions that integrate a combination of elements. *Includes some materials; see the website for a list of items to bring to class, please bring lunch.*

Sat & Sun, Feb 17 & 18 | 10:00am – 3:30pm
Droste Studio, Room 240 | Santikos Building
Tuition: \$185 (Friends: \$170) | 2 sessions

2667 | Tablet to Art Quilt

Susie Monday | *All Levels*

You may have seen the amazing digital reproductions of photos created by art quilters, but with the use of an iPad, computer, or other tablet (even a phone) quilt artists can move beyond photographic reproduction into artistic filters, drawing and painting and amazing digital patterns. This workshop includes drawing and painting, photo editing, special effects apps and pattern apps on an iPad (preferred) or similar tablet. A demo of working with Spoonflower, a fabric printing on demand company, construction of a fused raw-edge collage appliqué art quilt using an inkjet printed image, and how to mount a small quilt on a canvas frame will also be covered. Participants will design and create a project using their own photo-based image, printed in class, and mounted on a stretched canvas with additional fabric work and fabric collage (sewing machine optional) creating a small art quilt collage. *See the website for a list of materials; please bring a bag lunch.*

Sat & Sun, Feb 3 & 4 | 9:30am – 4:00pm
Droste Studio, Room 240 | Santikos Building
Tuition: \$255 (Friends: \$240) | 2 sessions

3110 | Introduction to Jewelry-Making Techniques

Laura Quiñones | *Beginner*

What does it take to make a ring? Construction of handmade rings will be the focus of this two-day course in metal. Students will be introduced to the basic techniques of working with non-ferrous metals (copper, brass, and silver), basic hand tools, forging, forming, silver-soldering using a torch, surface embellishment, and finishing techniques. In two days, students should expect to walk away with at least two finished projects. **NOTE:** *Bilingual instruction is available. Includes a materials kit for projects covered in class; see [*METALS NOTE](#). Please bring a bag lunch.*

Sat & Sun, Jan 20 & 21 | 10:00am – 4:30pm

Willson Metals Studio, Room 110 | Santikos Building

Tuition: \$185 (Members: \$170) | 2 sessions

3050 | Soldering Skills 101

Alejandra Salinas Pérez | *Beginner*

Confidence when soldering is invaluable to metalsmiths and jewelers, and this class will hone that skill through jewelry-scale soldering exercises and practice of fundamental techniques. Students will work through a series of projects focused on applying techniques covered, while also creating unique small metal jewelry forms. Students should expect to complete two to three projects. *Tuition includes basic supplies kit and access to studio tools; see [*METALS NOTE](#).*

Thu, Feb 1 – Mar 21 | 9:30am – 12:30pm

Willson Metals Studio | Santikos Building

Tuition: \$300 (Members: \$285) | 8 sessions

3002 | Lost Wax Casting

Alejandra Salinas Pérez | *Beginner*

Explore this ancient process of casting metal to create unique and individualized jewelry-scale objects in bronze or silver. The class will begin with a basic ring sample to run everyone through the entire process, and then allow for independently focused projects for the remainder of the course. Class demonstrations will depend on the needs of individual projects in addition to the basics: wax model-making, simple casting molds, sprue attachment (or preparing the wax model for casting), wax burn out, and casting the molten metal as well as surface finishing. Students should expect to get through multiple casting sessions with consistent attendance. *Materials will be discussed at the first class. See [*METALS NOTE](#).*

Wed, Jan 31 – Mar 27 | 6:00 – 9:00pm

Willson Metals Studio, Room 110 | Santikos Building

Tuition: \$335 (Members: \$320) | 10 sessions

3001 | Metal Skills 1

Laura Quiñones | *Beginner*

Learn the fundamental techniques and tools used to create unique jewelry and small metal sculptures as you work through a series of projects focused not only on technique, but also on encouraging individual expression. Techniques covered will include sawing, basic forming, surface textures, silver-soldering, riveting, ring-making, and surface finishes. **NOTE:** *Bilingual instruction is available. Tool kits and some supplies included; see [*METALS NOTE](#) and website for a materials list and links to sources.*

SP1: Mon, Jan 22 – Mar 11 | 6:00 – 9:00pm

SP2: Tue, Jan 23 – Mar 12 | 9:00am – 12:00pm

Willson Metals Studio, Room 110 | Santikos Building

Tuition: \$300 (Members: \$285) | 8 sessions

3019 | BronzClay

Lorena Angulo | *All Levels*

This class will focus on learning the fundamentals and basics of *Bronzclay™*. Students will learn how to roll and shape the clay, use different tools to carve it and add texture, as well as surface finishing while creating one-of-a-kind works in these materials. Kiln use and firing the finished dry clay pieces will be reviewed to provide full understanding of the firing of metal clay. **NOTE:** *Bilingual instruction is available. Students will need to purchase some materials including BronzClay prior to the first class. See [*METALS NOTE](#) and website for a materials list and links to sources.*

Thu, Jan 25 – Mar 14 | 6:00 – 8:30pm

Willson Metals Studio, Room 110 | Santikos Building

Tuition: \$275 (Members: \$260) | 8 sessions

3010 Enameling Basics

Laura Quiñones | *All Levels*

Delight in the bright colors achieved by fusing transparent and opaque enamels to copper. Discover how to create textures and unique shapes to capture the reflections of light. Students will be introduced to a variety of techniques and be encouraged to experiment. Students should expect to complete several jewelry items and decorative accessories. This class will cover a variety of methods for fusing colorful enamel (glass) to copper using a kiln. After learning a few simple techniques, you will be free to explore your favorite. *Materials will be discussed at the first class.* See [*METALS NOTE](#).

Tues, Jan 23 – Mar 12 | 1:00 – 4:00pm

Willson Metals Studio, Room 110 | Santikos Building

Tuition: \$300 (Members: \$285) | 8 sessions

NEW 3225 | Wearable Art: Clay & Copper

Jill Sortore & Brooke Armstrong | *All Levels*

Come explore the possibilities of wearable art—jewelry that is well designed and created with intention. This mixed materials class will lead you through making ceramic pieces that are combined with or set in metal to create pendants, earrings, and other wearable pieces. In the first three weeks, Armstrong will provide instructions on handbuilding techniques for forming white porcelain clay components as well as how the clay can be colored with the addition of stains. Colored clay marbling as well as other surface designs techniques like clay slips and glazes will also be covered. The last three weeks will be led by Sortore and will focus on creating basic metal settings and findings to complete your ceramic pieces. Tuition will include 10 pounds of porcelain clay, colored stains for tinting your clay, glaze, copper sheet, use of tools, and equipment. **NOTE:** *Students wishing to work with silver sheet or wire will need to purchase materials on their own as well as any additional findings needed to complete their work; options for these materials will be discussed in class.* See [*METALS NOTE](#).

Fri, Feb 2 – Mar 8 | 9:30am – 12:30pm

Smith Studio, Rm 140 | McAllister Building

Tuition: \$275 (Members: \$260) | 6 sessions

3200 | Advanced Metals Studio Projects

Alejandra Salinas Pérez | *Advanced*

For the advanced student wishing to pursue a new or continued topic of metalworking and/or jewelry-making or to create a small body of work. Although projects are self-directed, the instructor will work with each student to assist with design, aesthetic, and/or technical decisions. **Prerequisite:** *Students must contact Jill Sortore at jillian.sortore@utsa.edu for prior approval before registering and should have successfully completed of at least three metals courses or equivalent intermediate metals experience.* See [*METALS NOTE](#).

Tue, Jan 23 – Mar 26 | 6:00 – 9:00pm

Willson Metals Studio, Room 110 | Santikos Building

Tuition: \$330 (Members: \$315) | 10 sessions

Also see [9510 | Intro to Welding](#) listed on page 24.



***METALS NOTE:** Tuition for metals classes covers basic studio supplies, chemicals, and access to tools and equipment. Some classes include a limited supply kit unless otherwise noted. Students should anticipate additional fees for other tools, metal, and findings for their samples or projects. Please see website for supply lists.

Jewelry & Metals Open Studio: Open studio time will be permitted prior to and immediately following class time; limited open studio time outside of class will be discussed in class.



5006 | Introduction to Photography

John Hendrick & Victor Pagona | *All Levels*

Make your photographs more dynamic by using simple techniques and compositional tools. Gain a sound understanding of basic camera functions to give you more creative control of your manual 35mm film or digital SLR camera. Discussions will center on focus settings, focal lengths, exposures, composition arrangement, camera angles, and other strategies for making successful photographs. The instructor will work with you individually to solve specific problems.

SP1: Hendrick Mon, Jan 29 – Mar 25 | 9:00am – 11:00am
(No class Mar 11)

SP2: Pagona Mon, Jan 29 – Mar 25 | 6:30 – 8:30pm
(No class Mar 11)

Gen Ed Classroom, Room 250 | Santikos Building
Tuition: \$175 (Friends: \$160) | 8 sessions

5010 | Black & White Darkroom Photography

Nancy Cavender-Garcia & Joshua Perez | *All Levels*

This class is designed for photographers who have no previous darkroom experience or those who want to expand their knowledge of the darkroom. Learn about black & white film developing and printing, dodging and burning of prints, toning, print retouching, and print finishing. Essential elements of camera handling, metering, lens accessories, camera accessories, and composition issues will be explained and demonstrated. Intermediate-level photographers will be encouraged to achieve better mastery over their equipment, materials, and printing skills. *Students should have a manual adjustable 35mm film camera.*

SP1: Garcia Wed, Jan 31 – Apr 3 | 9:00am – 12:00pm

SP2: Perez Wed, Jan 31 – Apr 3 | 6:00 – 9:00pm

Lende Photography Studio, Room 140 | Santikos Building
Tuition: \$345 (Friends: \$330) | 10 sessions



5262 | Adobe Lightroom: The Photographer's Best Friend

Michelle Love | *All Levels*

Learn how to organize, manage, and edit your digital images like a pro with Adobe Lightroom®—the best all-in-one solution for photographers. You will build a foundational understanding of Lightroom's most powerful tools and learn how Lightroom may be a better alternative to Photoshop for your image editing workflow. This class will primarily focus on Lightroom Classic (desktop-optimized) with a general overview of Lightroom CC® (browser-based). *See website for a materials list.*

Thu, Feb 1 – Mar 21 | 7:00 – 9:00pm

Digital Studio, Room 130 | Santikos Building

Tuition: \$255 (Friends: \$240) | 8 sessions

5203 | Digital Painting & Composition with Photoshop

Michelle Love | *All Levels*

Discover new avenues of creativity and expression with digital painting and compositing tools in Adobe Photoshop. Students will learn the fundamental concepts and standard practices of digital image creation, with an emphasis on digital painting, illustration, and collage. Explore the digital image-making process from start to finish and become proficient at importing sketches and photo references, using customized Photoshop drawing and painting tools and various techniques of layering and collage. The instructor will provide both general class instruction and individual assistance with personal projects to help you bring your visions to life. **Prerequisite:** *Some working knowledge of computers, drawing and painting is helpful but not required.*

Tue, Jan 30 – Mar 19 | 6:30 – 9:00pm

Digital Studio, Room 130 | Santikos Building

Tuition: \$260 (Friends: \$245) | 8 sessions

5461 | Exploring Adobe's Creative Suite

Todd Fichter | *All Levels*

Explore the creative possibilities available using Adobe Creative Suite® for artistic purposes. Hands-on training with basic drawing/painting, word processing, electronic imaging, vector-based graphics, and desktop publishing application will be covered. Assigned projects will explore how to apply art, design, and computer knowledge in solving visual and conceptual problems. Adobe Creative Suite® includes Photoshop, Illustrator, and InDesign. See Website for a materials list. **Prerequisite:** *A working knowledge of computers is essential. Students are recommended to have their own Adobe subscription for working off-campus; see website for a materials list.*

Wed, Jan 31 – Mar 20 | 6:30 – 9:00pm

Digital Studio, Room 130 | Santikos Building

Tuition: \$260 (Friends: \$245) | 8 sessions



9605 | Furniture Making: Small Table

Robert Balfour | *All Levels*

Learn the basics of table making by building an end table for your home. You will have the opportunity to laminate a hardwood top, cut tapered legs, and join table aprons to legs using simple joinery methods. The class will give you hands-on experience with both power and hand tools, including the table saw, band saw, jointer, thickness planer, drill press, router, hand planes, card scrapers, and chisels. *Includes some materials; see SSA website for a list of items needed and please bring a bag lunch.*

Sat, Mar 2 & 9 | 9:00am – 4:00pm

Class will be held at Old School Makerspace,
2659 Eisenhower Rd.

Tuition: \$265 (Friends: \$250) | 2 Sessions

9510 | Introduction to Welding

Patty Cater & Michael O'Brien | *All Levels*

Ever wanted to make something from steel, repair an old gate or just want to know the ins and outs of making something that will outlive your grandchildren? Learn basic skills of mig/wire feed welding for steel, cutting with chop saw and hand tools related to steel construction for ornamental use. This class will give basics of assembly and you will leave with a completed project and the understanding of safety around a metal shop. Some materials for small projects are provided along with consumables like gas, wire brushes, grinder & cut off wheels. *Must be able to lift 40lbs and stand for 3 hours on concrete floors. Please see Website for materials list.*

SP1: Cater Tue, Jan 23 – Feb 27 | 6:30 – 9:30pm

SP2: O'Brien Tue, Mar 5 – Apr 9 | 6:30 – 9:30pm

Sculpture Studio, Room 170 | Santikos Building

Tuition: \$265 (Member: \$250) | 6 sessions



9110 | Stained Glass

Larry West | All Levels

Learn the tools and processes for working with flat glass to create a stained-glass panel. Cutting glass, soldering, and fabrication using the copper foil technique will be covered. *All tools including grinders, cutters, and soldering irons, as well as some foil, solder, and glass will be provided for small projects. You may provide colored glass of your choice, additional supplies will be available for purchase from the instructor during class. Please bring a bag lunch.*

Fri, Feb 2 | 6:00 – 9:00pm and

Sat & Sun, Feb 3 & 4 | 9:30am – 4:30pm

Sculpture Studio, Room 170 | Santikos Building

Tuition: \$230 (Friends: \$215) | 3 sessions

9079 | Mosaic Art

Lisa Nigro | All Levels

This introductory class covers how to create mosaic art. Create beautiful, decorative wall relief or sculptural pieces using found objects, glass, marbles, stones, mirrors, dishes, and tiles. Students receive instruction in the use of mosaic tools, various supplies, and techniques from tile-cutting to tile-setting. The instructor will cover how armatures for mosaics can be created. The art of mosaic and its role in history will be discussed. *No previous experience is necessary. Please see website materials list; bring a lunch both days.*

Thu, Feb 8 – 29 | 6:00 – 9:00pm

Sculpture Studio, Room 170 | Santikos Building

Tuition: \$200 (Members: \$185) | 4 sessions

Adult Community Art Instructors

MIGUEL ABUGATTAS is a native of Peru who began working with ceramics when he returned to San Antonio. Taking classes at Southwest School of Art, he earned a certificate in ceramics in 2007. Abugattas's work has been exhibited in numerous shows throughout the U.S., is included in public and private collections, and is included in 500 Cups by Lark Books.

LORENA ANGULO is a Mexican artist who works in metal, including metal clay and mixed media. Her passion for her culture and its traditions plays a big role in her designs. Her work has been included in Metal Clay Beads, Exceptional Work in Metal Clay, Fusion Magazine (Journal of the International PMC Guild), and has also been featured on the Metal Clay Guru site.

BROOKE ARMSTRONG is a ceramic artist interested in creating sculptural forms from processes tied to traditional craft. Armstrong earned her MFA from The University of Montana. She has attended residencies at The Mendocino Art Center in Mendocino, CA and The Red Lodge Clay Studio in Red Lodge, MT. She is currently an Assistant Professor at The University of Texas at San Antonio.

ROBERT BALFOUR is a graduate of Fuller Theological Seminary and the University of Georgia. He has been a woodworker for 14 years and is the owner and operator of Revival Woodcraft, a custom furniture and cabinetry business. He specializes in hand tool woodworking and antique reproduction. He has developed a makerspace with interest in the intersection of craft and community development.

ANDRE BALLY received a BS in Landscape Architecture/Design from Texas A&M University with further studies at Sam Houston State University. He has been working with clay for over 35 years and, having a specific interest in surface textures, has been utilizing sandblasting in his work in ceramics and glass for the past 20 years. Bally's work can be found on exhibit in private collections in Canada, Europe, North Africa, and the United States.

LYN BELISLE nationally-known San Antonio mixed media artist, works with Texas clay and wood, beeswax, found objects, paint, paper and sinew to produce unique spiritual and symbolic assemblages, collages, and paintings.

SABRA BOOTH holds an MFA from Cranbrook Academy of Art and a BFA from the University of Houston. Booth was a Fulbright Scholar to Finland and has been awarded numerous grants. She has traveled and sketched extensively. Booth's studio practice offers interpretative observations of nature, often relevant to ecological concerns, and she has done free-lance illustrations for educational publications and special projects with the City of San Antonio Department of Arts and Culture and the San Antonio Missions National Historical Park.

REBECCA BURRITT holds a Master of Artis in Teaching from Savannah College of Art & Design, and a BA from Smith College. She also studied at the Pennsylvania Academy of the Fine Arts and The Barnstone Studios. A classically trained educator, Burritt seeks to empower and inspire students to develop their own artistic foundations to pursue successful creative careers.

DAVID CAMACHO is a native San Antonian. After a career in the printing field and with SAISD, he is now able to devote more time to painting. He is a member of the La Villita Starving Artist Gallery and Fine Art America.

PATTY CATER began training in welding at the young age of 17. In 1991 she moved from Houston to Austin and continued to hone her welding skills working commissions for prominent figures like Dick Clark Architecture and Jerry Koontz Interior Design. In 1996, Cater took her creative endeavors further by becoming the owner of Earth Company, specializing in Garden design, outdoor furniture, and lighting. Her expertise has extended beyond metal to encompassing working with glass and ceramics.

NANCY CAVENDER-GARCIA earned her BFA and MFA degrees in Photography at the University of New Mexico. She has extensive experience in non-silver processes, hand-coloring photographs, and pinhole photography. Cavender received the SSA 2005 Award for Teaching.

MEET THE INSTRUCTORS

SCOTT COOPER holds an MFA in Web Design and New Media and Illustration from Academy of Art University, and a BFA in Media Communications from School of Visual Arts. Both a painter and multi-talented graphic designer, he is currently a Graphic Design Professor at The Art Institute of San Antonio.

JEAN DAHLGREN creates art by layering dye and paint on fine cloth that allows light and shadow to add the “end” to each story. Her story-cloths have been exhibited in galleries throughout Texas. The love of these processes has led Dahlgren to teach both curious beginners and advanced fiber artists.

NORMAN ENGEL has an MFA from Florida Atlantic University in Computer Animation and a BA in Fine Art from Morehead State University. He has been a medical illustrator and photographer, has done animation work on many national and international video productions, and is currently a Lead Instructor at The Art Institute of San Antonio. Engel is a painter and his work is in many private collections and galleries worldwide.

ED ESCOBEDO holds a BFA from the University of Texas at San Antonio with a concentration in ceramics and sculpture. His studio practice includes working with ceramics, found objects and mixed media which he incorporates into sculptural and utilitarian vessels addressing themes of humor and absurdity. He has exhibited work in numerous group shows locally and nationally, including the National Council on Education for the Ceramic Arts 2018 in Pittsburgh, PA.

TODD FICHTER earned his BFA in Photography from Southwest Missouri State University. Fichter is a full-time graphic designer. He and his wife, Kellie, are the primary creative force behind Fishead Design Studio & Microgallery.

MIKE FISHER received his Master of Communication Arts degree from the University of the Incarnate Word and his BA degree at the University of South Carolina. Galacticfish Productions is Fisher’s one-man cartooning, illustration, and animation studio, and he has been a cartoonist for the former Starlog magazine, as well as Animation Magazine, Modeler’s Resource, and other publications. His independent animation shorts have won several awards at film festivals.

MICHAEL FOERSTER is an artist living and working in San Antonio. He received a BFA with a concentration in ceramics from the University of Texas at San Antonio. He has studied at Haystack, Penland, and Arrowmont, participated in residencies including Watershed Center for the Ceramic Arts, has created permanent public art pieces, and exhibits nationally. Foerster is a visual arts instructor at SAY Sí teaching middle and high school-age artists, who in turn inspire his work. The curriculum he co-creates focuses on creating elevated and original artwork, while also promoting social justice and community centered action.

CASEY GALLOWAY, Fibers Department Coordinator, received a BFA in Fibers from the University of North Texas in Denton. A 2007 Kuhlman Foundation scholarship allowed her to travel and research Scandinavian weaving. She is an installation artist as well as a traditional weaver.

MARIA GOULD holds an MFA in Ceramics from the University of Colorado Boulder and a BFA in Ceramics from Alfred University, Alfred, NY. She has been passionately making art, encompassing a variety of media, as a studio artist, Program Director for the Arts, and an art educator for over 35 years with side gigs sewing canvas work for boats and raising a pair of phenomenal twins. She is presently an art teacher with East Central ISD.

KATIE PACE HALLERAN has a BA in Studio Art and a minor in Art History from Pitzer College and a certificate in Non-Profit Management from UTSA. She uses watercolor and repetitive ink patterns to create visual mantras informed by both order and chaos with inspiration drawn from a Jungian perspective of dreams and symbolism. Halleran’s paintings often feature the circle as a spiritual tool for reflection, meditation, and beauty.

HEATHER HAMILTON started her journey in ceramics in 1999 at Missouri Southern State University. And in 2010, thanks to the community courses at the Southwest School of Art, the journey continued. With a focus on wheel thrown ceramics, her work includes mostly functional items for daily use in the kitchen and home. In addition to ceramics, Hamilton is a silversmith, HR professional, and coffee snob.

MEET THE INSTRUCTORS

NANCY HENEGHAN holds a BFA in Fibers from the University of Wisconsin–River Falls. She previously was the Studio Programs Coordinator at Southwest School of Art. Heneghan has taught art to adults and children in a variety of settings, including SSA's Mobile Arts Program.

JOHN HENDRICK is a San Antonio-based artist. He studied Photography at the Academy of Art Institute of San Francisco in 2008, gaining perspective on the history of photography and design. Hendrick tributes his style and creativity to his NYC upbringing though his view and inspiration have been influenced from living abroad for 20 years (Italy, Spain, and Japan). He has been teaching and sharing his knowledge with many individuals around the world.

GREGORY ALAN JOHNSON received his MFA in Printmaking and Drawing at Texas Tech University and his BFA with a concentration in printmaking at Texas A&M University–Corpus Christi. He also studied art at San Jacinto Junior College before earning a degree in business at Texas State University.

JO ETTA JUPE has been a papermaker for over 30 years and continues to explore new techniques with the medium. She has taught workshops on making paper from botanical plants as well as workshops in wet collage and basic papermaking. Jupe has shown her work throughout Texas, Colorado, New Mexico, and Washington, DC. She holds a degree in computer science from the University of Texas at San Antonio.

MICHELLE LOVE was born and raised in San Antonio, Texas. She received her BFA from UTSA with a primary emphasis in Painting and secondary emphasis in New Media. She was a faculty member of the International Academy of Design and Technology where she taught a variety of courses utilizing Adobe Photoshop, Illustrator, InDesign, and Flash/Animate. In addition to freelance design, illustration and mural assistance, she has also exhibited her work locally in venues such as Presa House and Bihl Haus Arts.

BENJAMIN MCVEY is a multidisciplinary artist focusing on the mediums of drawing, painting, and sculpture. He received his BFA from Texas State University in Communication Design and his MFA from The University of Texas at San Antonio in Studio Art, and he has studied painting and drawing in New York City at the Art Students League and National Academy School. McVey's current work is influenced by architecture, design, and his direct surroundings exploring spaces and objects and he has exhibited extensively and has works in both private and public collections.

LACEY MILLS received her MFA in Printmaking from the Tyler School of Art at Temple University in Philadelphia and her BFA in Painting and Drawing from The University of Texas at El Paso. Her work deals with social and gender roles, using printmaking as a basis for her large-scale pieces. She has exhibited in Mexico, Italy, and throughout the United States.

SUSIE MONDAY is a studio art graduate from Trinity University. Susie has written many articles, co-authored a book on creativity for parents, and teaches and lectures about creative process, sensory perception, digital and surface design. Her stitched collage art quilts evoke the culture, colors, stories, and landscapes of the Borderlands—and the inner life of the artist. Her work is in private and public collections and will be included in the 2023 Quilt National exhibit at the Dairy Barn Art Center.

LINDSAY NAKASHIMA grew up in a creative environment with her father being the painter, Tom Nakashima and her great uncle the fine woodworker, George Nakashima. She has a background in papermaking from the University of Iowa Center for the Book; her research on the Japanese Watermarking process was published in Hand Papermaking. Nakashima has a bookbinding certificate from the North Bennet Street School, and she has worked with Japanese bookbinders Yo Yamazaki and Kaoru Harada. Currently the Executive Director for the Japan-America Society of Greater Austin JASGA, she is also an educator and practitioner of the KonMari Method of organization in both San Antonio and Austin.

LISA NIGRO holds an MFA in Sculpture from the University of Texas at Austin and a BFA in Painting from the University of Massachusetts at Amherst. Nigro is an interdisciplinary, multi-media artist working in painting, sculpture, and interactive installation art. She has produced large scale sculptures and installations for Burning Man and other festivals, including the Houston Art Car Parade.

MEET THE INSTRUCTORS

MICHAEL O'BRIEN majored in Sculpture at Texas State University. He spent several years involved in a commercial bronze foundry mastering the practice of bronze casting. O'Brien is now a full-time studio artist working in cast bronze and CNC machining processes.

VICTOR PAGONA earned his MFA in photography and sculpture at the University of South Carolina and his MA in Art History at the University of Wisconsin. His most recent body of work was created using a combination of digital and silver-based media along with other materials. Pagona is a specialist in UTSA's Professional and Continuing Education program.

ALEJANDRA SALINAS PÉREZ is a metalsmith and emerging curator, born in the United States and raised in Mexico. Standing between two cultures, she combines her personal history with a contemporary perspective, translating her experiences into metal objects and jewelry. Her work explores boundaries, both physical and conceptual, as she attempts to materialize a sense of resilience and hope. Salinas is a previous SSA metals artist-in-residence.

JOSHUA PÉREZ has a BFA from University of Texas at San Antonio. He documents life as it happens, focusing on culture and ritual and the human experience. Pérez is able to explore these elements by looking to the street and everyday life for inspiration. Pérez develops his own black and white film and prints in his personal darkroom.

LAURA QUIÑONES received a BFA in Metals and Graphic Design from the University of Texas at El Paso. She has also studied with master metalsmiths in San Miguel de Allende, Oaxaca, Taxco, Mexico City, and San Antonio. Quiñones grew up in Ciudad Juarez, Mexico, and has been an independent studio jewelry designer since 1992.

RAINEY studied art at the University of Texas at San Antonio and was the recipient of the Guadalupe Cultural Arts Center Primer Paso Fellowship. She has also taught in SSA's Teen Intensive Studio, Mobile Arts Program, and Summer Art Studios. Rainey received the SSA 2008 Award for Teaching. She is a private painting instructor and former gallery owner.

JUAN MIGUEL RAMOS is truly a product of San Antonio's art education. He began his training at the age of eight, when he attended the Southwest School of Art, and later the San Antonio Art Institute and the Guadalupe Cultural Arts Center. He earned his MFA and BFA from the University of Texas at San Antonio. Ramos is a cofounder of San Anto Cultural Arts (SACA), he was an Artpace resident in 2002, and his work is in many permanent museum collections. He is also a professional musician and art educator.

MICHAEL SIMONS is a writer and letterpress printer. He earned an MFA in Fiction from Cornell University and was a 2017-18 Resident of the National Humanities Center. He is a member of the Amalgamated Printers' Association and the American Printing History Association.

JILL SORTORE is an Associate Professor of Instruction at the University of Texas at San Antonio. She holds an MFA from Southern Illinois University-Edwardsville and a BFA from Pittsburg State University. Her work can be found in publications such as 500 Rings, The Art of Jewelry; Plastic and Resin; and Art Jewelry magazine.

ANDREW STANSBURY is a queer ceramic-based performance artist from Cuero and San Antonio, Texas. They received their MFA from UMass Dartmouth in 2017, their BFA from the University of Texas at San Antonio and their AA & AS from Victoria College. Recently, they were a Lecturer/Assistant Professor (non-tenure track) and Gallery Technician at the University of Minnesota Morris, teaching Ceramics and Photography. In 2018, they were awarded as one of the NCECA Emerging Artists.

KATHY UTTS has a degree in home economics and is a former registered dietitian. After moving to 40-acre wildlife paradise in Wimberley and raising alpaca she was inspired to open her first business, a yarn shop. After selling the shop, she shifted focus exclusively on SAORI weaving; Utts studied first in the U.S. before studying in Japan at SAORI NoMori in Osaka. She now owns Wimberley Valley SAORI, a registered SAORI weaving studio and authorized distributor of Saori looms, yarn, and weaving supplies, as well as a showcase for SAORI-inspired hand-woven garments and accessories she designs and creates.

MEET THE INSTRUCTORS

LARRY WEST owns and operates Dragonfire Hot Glass Studio. West has a BA in Art Education from Kent State University and has studied at the Pilchuck Glass School. He is an art teacher for the Northside Independent School District.

LYN WOODS received a certificate in ceramics from Southwest School of Art in 2007. She has also studied ceramics at Anderson Ranch. Woods has previously taught ceramic classes for The Firehouse in Del Rio, Texas.

Youth Community Art Instructors

KIM BISHOP has an MA in Gifted and Talented Curriculum from Texas State University and a BFA in Commercial Art from Southwest Texas State University. She has been teaching and practicing art for more than 30 years. Bishop's works involve personal thematic issues in a variety of medium and techniques.

BRAULIO IVAN GUTIERREZ GONZALEZ is an interactive installation artist whose work focuses on the movement of the viewer in space through his work. He has exhibited and curated student shows such as "FOMO" to create a more vibrant campus life, taught youth digital studio courses to introduce them to digital foundations, and lectured for Intro to Arts classes for college students. Gonzalez is currently completing his BFA degree with a concentration in New Media at the University of Texas at San Antonio.

DONNA KNICKERBOCKER earned a BFA in Sculpture from Southern Methodist University in Dallas and a certificate in Sustainability from UTSA. She takes an interdisciplinary approach to art and architecture combining design thinking from both disciplines.

SCOTT COOPER holds an MFA in Web Design and New Media and Illustration from Academy of Art University, and a BFA in Media Communications from School of Visual Arts. Both a painter and multi-talented graphic designer, he is currently a Graphic Design Professor at The Art Institute of San Antonio.

Guidelines & Policies

- Adult classes are open to students ages 18 and above unless otherwise noted.
- Youth programs are open to students K–12.
- Classes are taught at UTSA-Southwest Campus at 300 Augusta or 1201 Navarro unless otherwise noted.
- Open studio for students enrolled in adult classes may be available; open studio varies by area, class and room availability. Please check with your instructor.
- Please follow safety protocols specific to each studio/classroom space.
- Students are asked to respect everyone's personal space; keep a safe distance from peers and instructors. Masks are suggested for personal protection
- Students are also asked to be courteous and respectful to others, personal property, and that of the studios and campus.
- Inappropriate or disruptive behavior such as the use of profanity, harassment, or sexual innuendo, dominating an instructor or student's time, or misuse or dominating the use of equipment or shared class materials is unacceptable. Such behavior may be considered grounds for dismissal from class.
- Visitors, children, or non-registered students are only permitted in class with the advanced, expressed permission of the class instructor and/or the department chair. They are not permitted during open studio hours.

Cancellations, Refunds, Withdrawals & Transfers

- UTSA reserve the right to cancel, combine, reschedule classes, or change class instructors when necessary.
- If UTSA cancels a class for any reason, all registered students will be informed as soon as possible and will be given the opportunity to transfer to another class with no transfer fee applied. Tuition will be refunded 100% for cancelled classes.
- A \$45 withdrawal fee and a \$25 transfer fee will be charged per class for changes made by students.
- Notice of withdrawal by a student must be made by emailing communityart@utsa.edu no later than 7 business days prior to the first day of class.
- Notice of withdrawal for Special Classes must be made two weeks prior to the class start date.
- No refunds will be made for withdrawals made after those times.
- Failure to attend classes or verbal notification will not be regarded as an official notice of withdrawal.

Parking

- SW Campus Parking Map: <https://www.utsa.edu/campuservices/parking/maps.html>
- Parking permits will be distributed the first 2 weeks of class. Passes should be clearly displayed.
- Parking is on a first come, first-serve basis and available at any unmarked space during the hours of 8:00am–4:30pm; park up available after 4:30P. See UTSA website for [parking locations](#). Additional parking is available at the Central Library, self-pay lots or on the street nearby.
- Accessible parking spaces are in both the main lot (300 Augusta) and at the Santikos lot (1201 Navarro). Guest parking in ADA accessible spaces do require proper plate or placard. Loading zones are limited to 10 minutes.
- Parking permits may not be duplicated or shared with non-students and are not intended for non-school business parking.

COMMUNITY ART SPRING CATALOG

2024



UTSA Southwest Campus
300 Augusta St.,
San Antonio, TX 78205



www.utsa.edu/communityart



210-200-8200



communityart@utsa.edu